



### District Report Card: 2017


<b>State:</b> Chhattisgarh	<b>District:</b> Janjgir - Champa
<b>Class:</b> 8	<b>Subject:</b> Language
<b>Schools:</b> 51	<b>Students:</b> 1307


### Participation/Coverage


#### Students

<b>GENDER</b> 	Boys		Girls	
	Number	%	Number	%
	556	42.54	751	57.46

<b>AREA</b> 	Rural		Urban	
	Number	%	Number	%
	1188	90.90	119	9.10

<b>CATEGORY</b> 	SC		ST		OBC		GEN	
	Number	%	Number	%	Number	%	Number	%
	396	30.30	195	14.92	702	53.71	14	1.07

<b>CWSN</b> 	LD	VI	HI	S&LD	ID	Oth
	4	3	3	2	1	1

<b>Management</b> 	Government		Government-aided	
	Number	%	Number	%
	1307	100.00	0	0.00

### Average Performance of Students in Language (%)

Overall	Gender		Area		Management		Social Group			
	Male	Female	Rural	Urban	Govt.	Aided	SC	ST	OBC	GEN
51.80	50.07	53.08	51.92	50.53	51.80	0.00	52.04	47.21	52.91	53.33

### Performance on Learning Outcomes (LOs)

Learning Outcomes	Description	Average Performance(%)
L813	Read textual/non-textual materials with comprehension and identifies the details, characters, main idea and sequence of ideas and events while reading	51.80

Range of Performance of Students who Answered Correctly							
Below 30%		30% - 50%		50% - 75%		Above 75%	
Number	%	Number	%	Number	%	Number	%
249	19.05	373	28.54	483	36.95	202	15.46

### Lowest Performing Learning Outcomes (LOs)

1 - Read textual/non-textual materials with comprehension and identifies the details, characters, main idea and sequence of ideas and events while reading (51.80)